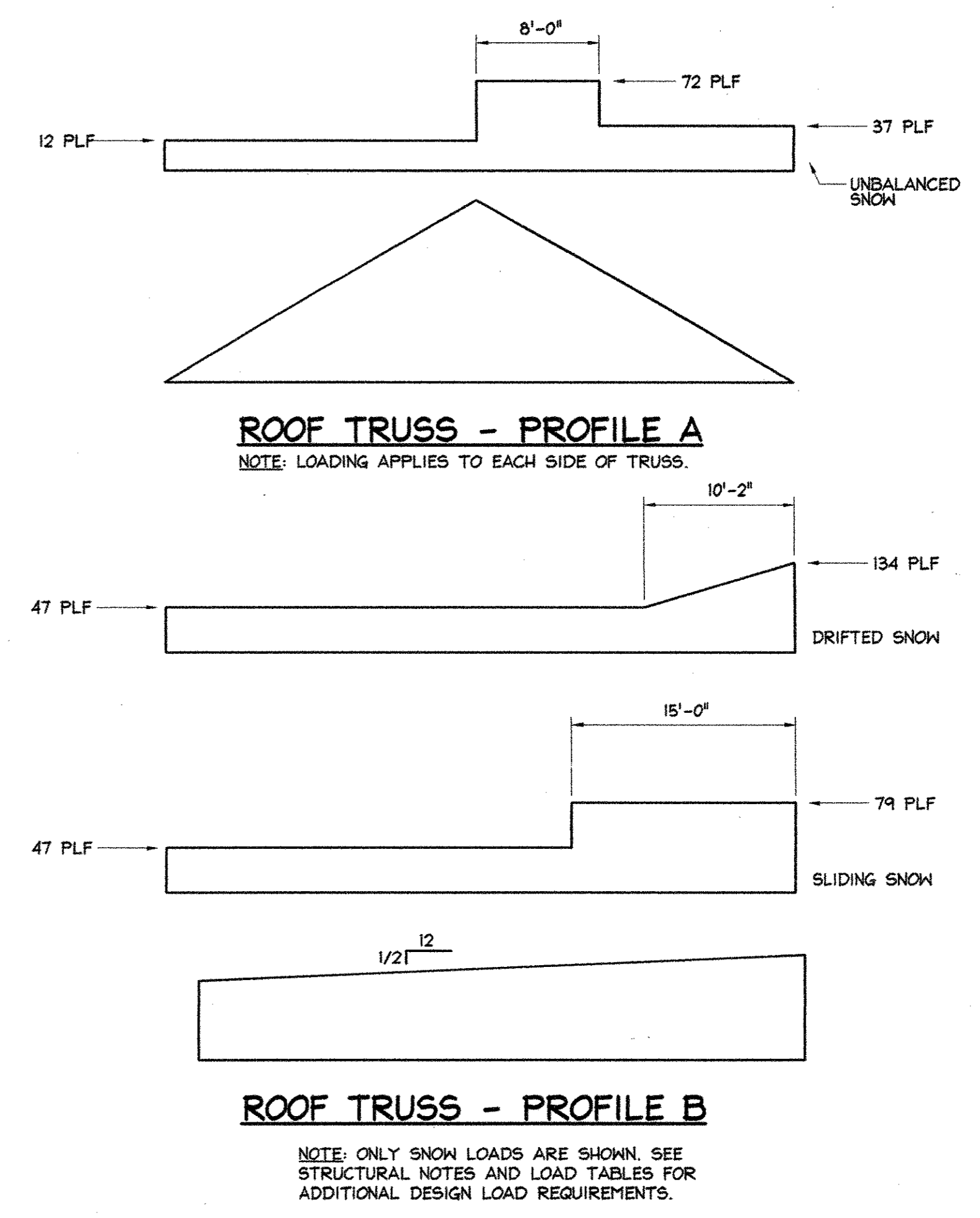
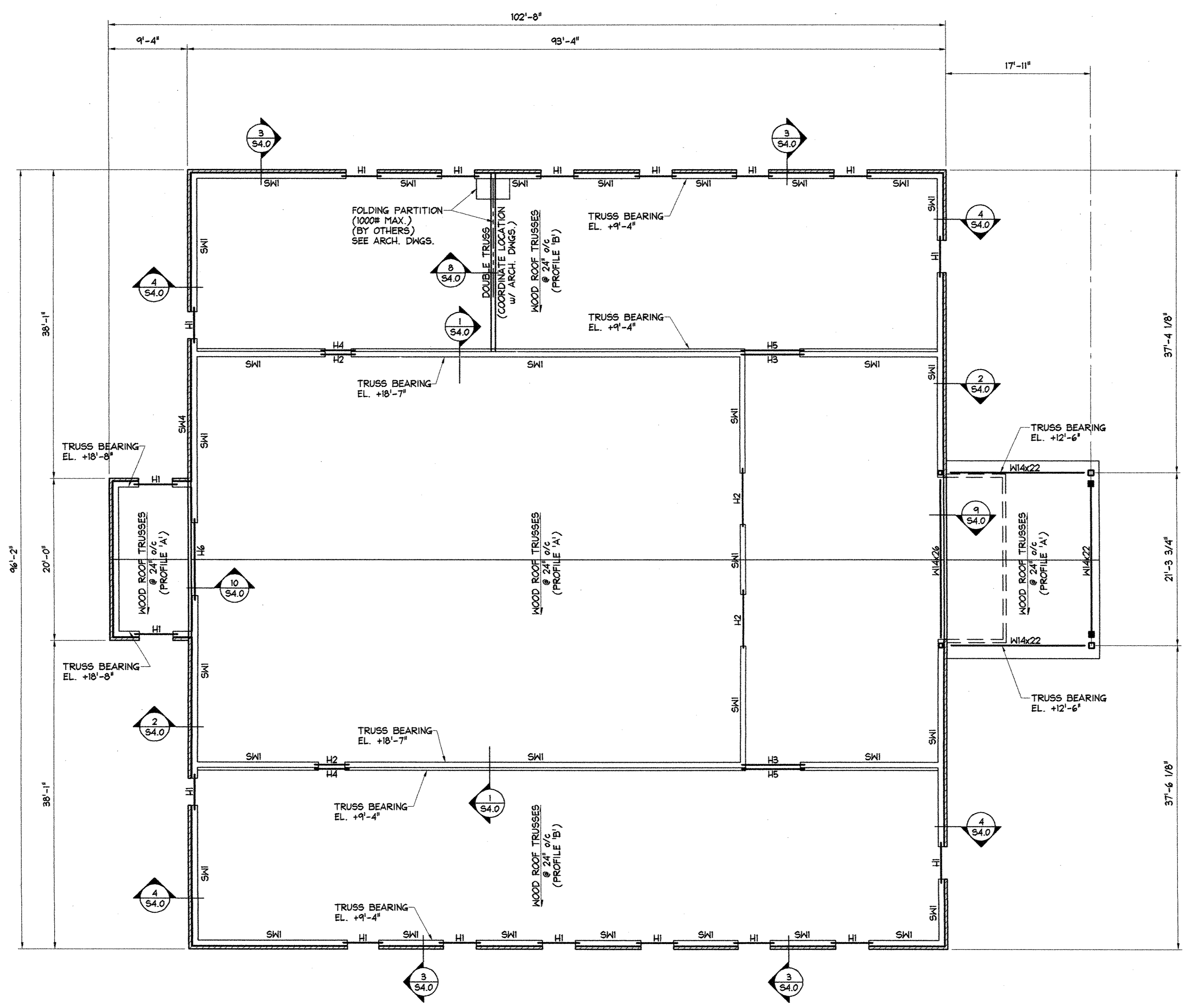


Copyright 2005 Philip Aaron Lacy, Architect. All rights reserved. No portion of this document may be reproduced without written permission.




LT. GA. METAL HEADER SCHEDULE		
MARK	SIZE	REMARKS
H1	(3) 6SN18	w/ 8T16 (T4B)
H2	(3) 6SN16	w/ 8T16 (T4B)
H3	(3) 8SN16	w/ 8T16 (T4B)
H4	(2) 6SN16	w/ 4T18 (T4B)
H5	(2) 6SN12	w/ 4T18 (T4B)
H6	(4) 8SN16	w/ 8T16 (T4B)

ROOF FRAMING PLAN
SCALE: 1/8"=1'-0"

- NOTES:
- 1) ROOF SHALL BE 5/8" PLYWOOD OVER WOOD ROOF TRUSSES @ 2'-0" O.C.
 - 2) TRUSS BEARING SHALL BE AT ELEVATION 000.00 UNLESS OTHERWISE NOTED.
 - 3) PROVIDE ALL TEMPORARY AND PERMANENT BRIDGING AND BRACING REQUIRED FOR STABILITY OF ROOF SYSTEM.
 - 4) GENERAL CONTRACTOR SHALL SUBMIT DESIGN CALCULATIONS AND SHOP DRAWINGS OF WOOD TRUSSES, SIZE AND LOCATION OF THE PERMANENT BRIDGING, AND ALL ADDITIONAL FRAMING MEMBERS REQUIRED TO MATCH ROOF PROFILE AS SHOWN ON ARCHITECTURAL DRAWINGS.
 - 5) PROVIDE DOUBLE STUDS AT EACH END OF OPENINGS UNLESS NOTED OTHERWISE.
 - 6) SEE MECHANICAL DRAWINGS FOR LOCATION & HEIGHT OF ALL MECHANICAL UNITS. TRUSS MANUFACTURER SHALL DESIGN TRUSSES FOR ADDITIONAL LOADS OF MECHANICAL UNITS.
 - 7) OVERBUILT AREAS MAY BE CONSTRUCTED FROM TRUSSES OR 2x FRAMING AT 24" o/c.

Date:	
Revisions:	

Consultants:



Project Title:
MIRACLE TEMPLE ASSEMBLY OF GOD
14111 ALBERTON ROAD
SILVER SPRING, MARYLAND 20906
ROOF FRAMING PLAN

Philip Aaron Lacy, Architect
6188 Oxon Hill Road, Suite 303
Oxon Hill, Maryland 20745
Phone: 301-567-0223

Date: 5-9-06
Scale: AS NOTED
Drawn:
Checked:
File No.

Drawing No.
S2.0
of

PERMIT SET
10-13-10
ODONELL & NACCARATO, INC.
STRUCTURAL ENGINEERS
9900 MAIN STREET
SUITE 622
FAIRFAX, VIRGINIA 22031
TELEPHONE: (703) 451-5222
FAX: (703) 451-5522
Project No. 2270.0070