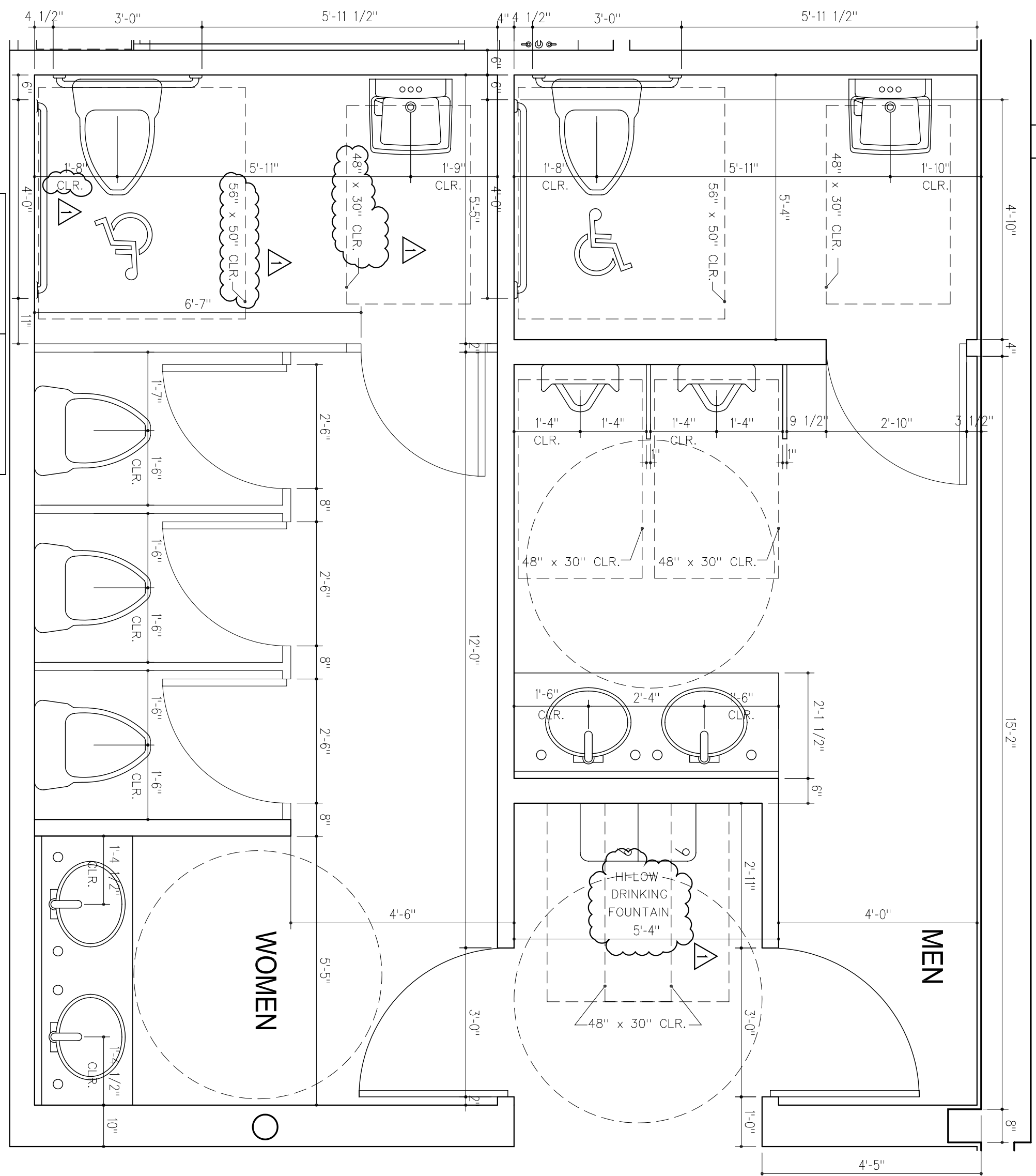


- ASSUMPTIONS:
1. ACCESSIBLE WATER CLOSET DEPTH IS 30 INCH CLEAR WIDTH AND IT IS FLOORED MOUNTED.
 2. CONTROLS FOR FLUSH VALVES SHALL BE ON THE WIDE SIDE OF THE TOILET AREAS (FACBC 11.4.16.5).
 3. ACCESSIBILITY TO TOILET STALL DOOR IS IN COMPLIANCE WITH FACBC AND ADA GUIDELINES TO BE APPROVED.
 4. TOILET SEATERS TO BE MOUNTED WITH THE BOTTOM EDGE OF THE SURFACE NO HIGHER NO HIGHER THAN 40 INCHES ABOVE THE FINISH FLOOR.
 5. PROVIDE MIRRORS SHALL BE MOUNTED WITH THE BOTTOM EDGE OF THE FINISH FLOOR.
 6. HOT WATER AND DRAIN PIPES UNDER LAVATORIES SHALL BE INSULATED OR OTHERWISE CONFIGURED TO PROTECT AGAINST CONTACT. THERE SHALL BE NO SHARP OR ABRASIVE SURFACE UNDER LAVATORIES.

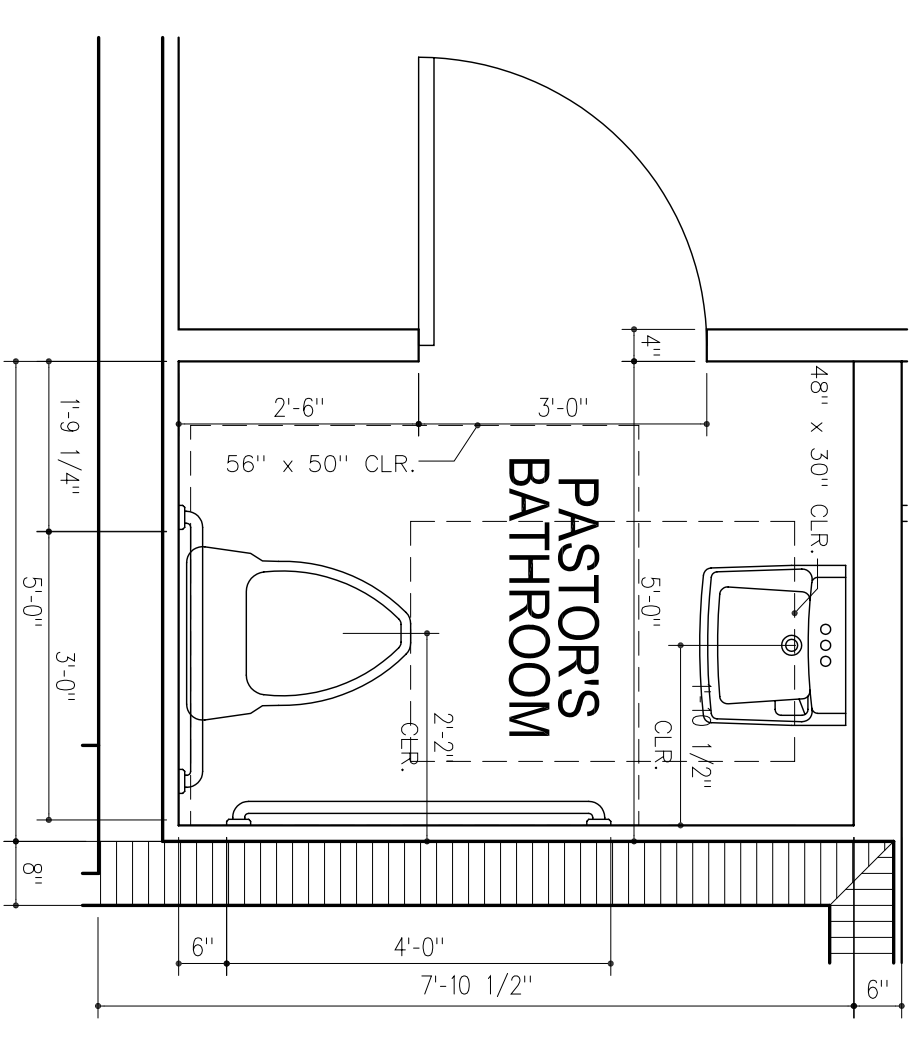
NOTE:
ACCESSIBILITY TOILET STALL (COMPARTMENT) CAN BE 56" IN DEPTH IF YOU HAVE A WALL MOUNTED WATER CLOSET. THE DEPTH OF MOUNTED WATER CLOSET TOILET IS INCREASED AT LEAST 3 INCHES. THEN A FLOOR MOUNTED WATER CLOSET MAY BE USED. WE RECOMMEND A DEPTH OF 60" (11.4.17.3).

THE CERAMIC TILES IN THE TOILET ROOMS SHALL BE NON-SLIP (NON-GLAZED) AND NON-ABSORBENT TILES. SLOPED TO FLOOR DRAIN. THE INTERSECTION BETWEEN THE FLOOR AND WALL SHALL BE COVERED. TILES ON WALLS SHALL BE INSTALLED TO A MIN. HEIGHT OF 4'-0" ABOVE THE FIN. FLOOR.

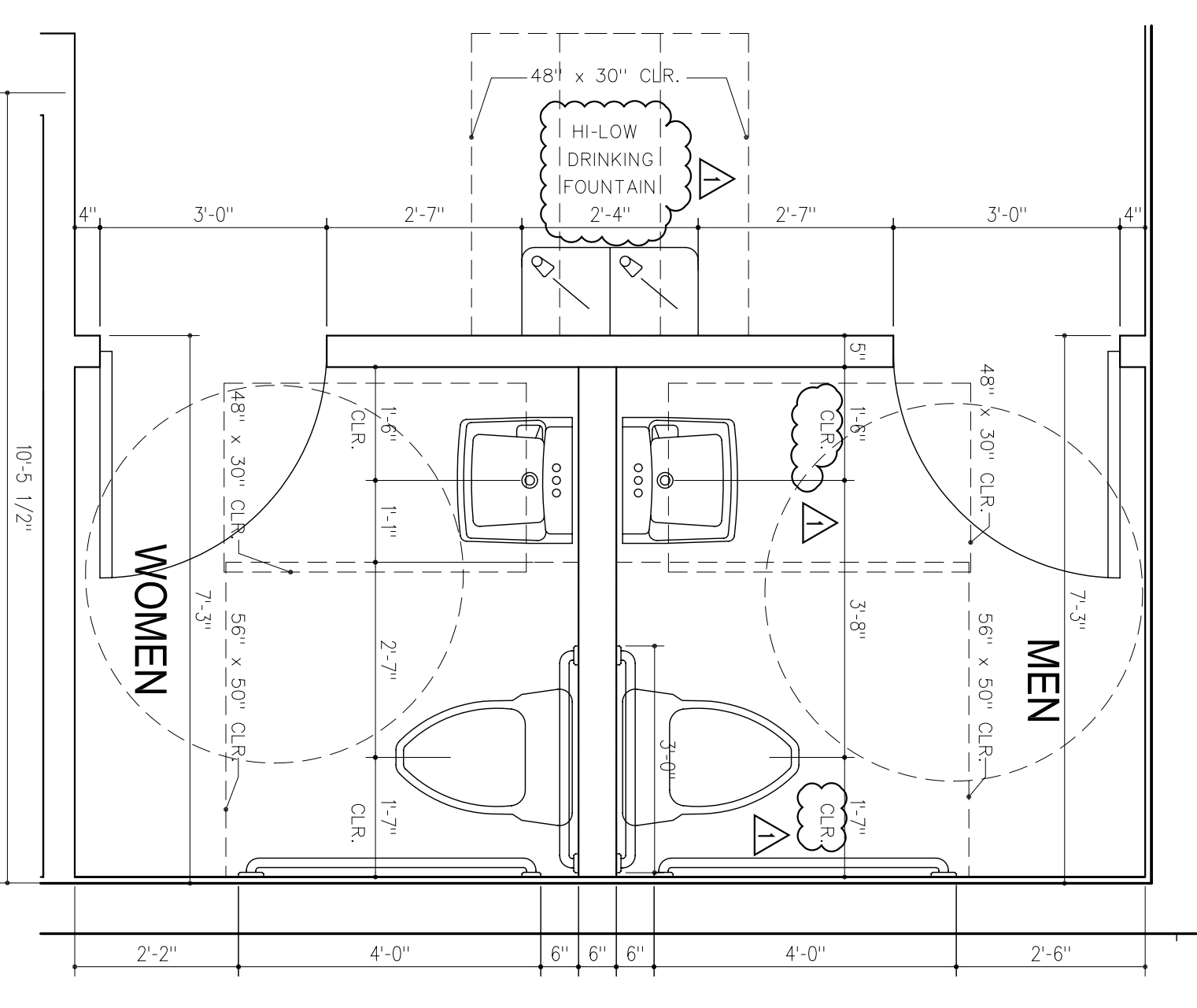
** THE SINK SHALL BE A MINIMUM OF 15 INCHES CLEAR FROM THE SIDE WALL AS REQUIRED BY SECTION PASS-1 OF THE FPG
** FOR BATHROOM ELEVATIONS REFER TO A-9.3 THRU A-9.5



1 BATHROOM PLAN SCALE: 1/2" = 1'-0"



3 BATHROOM PLAN SCALE: 1/2" = 1'-0"



2 BATHROOM PLAN SCALE: 1/2" = 1'-0"

RAMOSMARTINEZ ARCHITECTS PC
First Haitian Free Church of Nazarene by Faith
ORLANDO, FLORIDA

RAMOSMARTINEZ
ARCHITECTS, INC. AA 26000528
MIAMI 305-548-3008
521 N.W. 12th AVENUE FACSIMILE: 305-548-3220
MIAMI, FL 33136 WEBSITE: www.marq.com
NEW YORK 11 ERIE STREET
JERSEY CITY, NJ 07302

308 SOUTH ORANGE BLISSOM TRAIL ORLANDO, FLORIDA
BATHROOM PLANS ENLARGED PLANS
REVISIONS:
Always AutoSave/Comment 02/08/09
DRAWN BY:
DATE: 07/21/2008
COMM. NO.: 108-03
CHECKED BY:
A-9.2